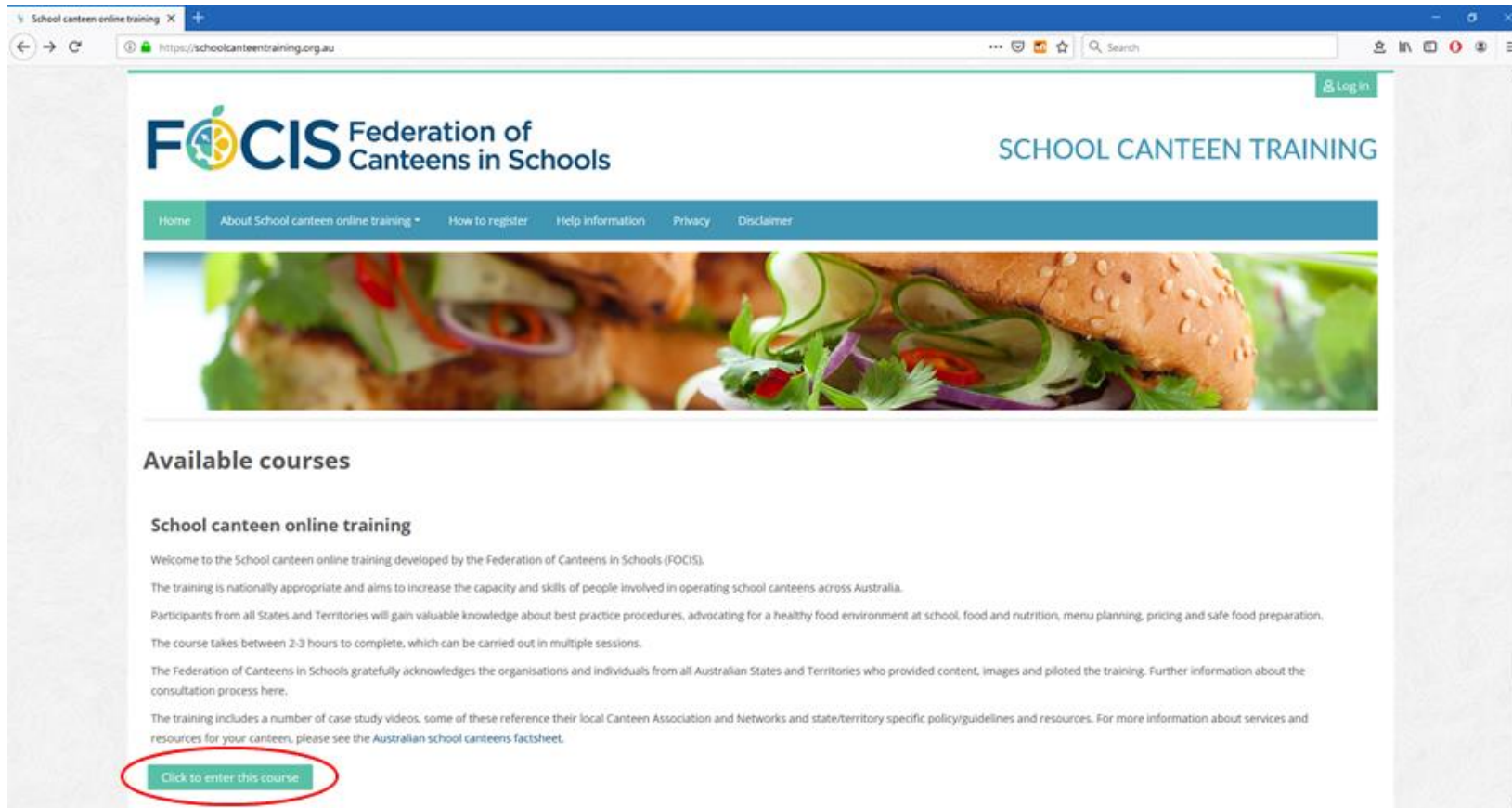


## Registration

In order to undertake this course, you must first register. Click on the “Click to enter this course” button.



The screenshot shows a web browser window with the URL <https://schoolcanteentraining.org.au>. The page features the FOCIS logo (Federation of Canteens in Schools) and the title "SCHOOL CANTEEN TRAINING". A navigation bar includes links for Home, About School canteen online training, How to register, Help information, Privacy, and Disclaimer. Below the navigation bar is a large image of a sandwich. The main content area is titled "Available courses" and includes a section for "School canteen online training". This section contains a welcome message, a description of the training's purpose, and details about the course duration and content. At the bottom of this section, a green button labeled "Click to enter this course" is circled in red.

**Available courses**

**School canteen online training**

Welcome to the School canteen online training developed by the Federation of Canteens in Schools (FOCIS).

The training is nationally appropriate and aims to increase the capacity and skills of people involved in operating school canteens across Australia.

Participants from all States and Territories will gain valuable knowledge about best practice procedures, advocating for a healthy food environment at school, food and nutrition, menu planning, pricing and safe food preparation.

The course takes between 2-3 hours to complete, which can be carried out in multiple sessions.

The Federation of Canteens in Schools gratefully acknowledges the organisations and individuals from all Australian States and Territories who provided content, images and piloted the training. Further information about the consultation process here.

The training includes a number of case study videos, some of these reference their local Canteen Association and Networks and state/territory specific policy/guidelines and resources. For more information about services and resources for your canteen, please see the Australian school canteens factsheet.

[Click to enter this course](#)

If you have already created an account, enter your username and password to log in.

If you have not created an account, click on the “Create new account” button

School canteen online training X

https://schoolcanteentraining.org.au/login/index.php

**FOCIS** Federation of Canteens in Schools

SCHOOL CANTEEN TRAINING

### Log in

Username

Password

☐ Remember username

Log in

Forgotten your username or password?

Cookies must be enabled in your browser ⓘ

### Is this your first time here?

For full access to this site, you first need to create an account.

**Here are the steps:**

1. Fill out the New Account form with your details.
2. An email will be sent to your email address. You should receive the email when your email provider next delivers your email. Be sure to check your Spam (junk) folder just in case the email was misdirected.
3. Read your email, and click on the web link it contains.  
If the link is not active, copy and paste the whole link into the **address bar** of your browser.  
**Do not search on the link!**  
See the **Help** page for more assistance.
4. Your account will be confirmed and you will be logged in.
5. From now on you will only need to enter your personal username and password (in the form on this page) to log in.

OR

Create new account

Enter your details in the account registration form. Note, fields marked with an Asterix\* are required and must be completed to register.

## New account

▼ Collapse all

▼ Choose your username and password

Username \*

The password must have at least 8 characters, at least 1 digit(s), at least 1 lower case letter(s), at least 1 upper case letter(s), at least 1 non-alphanumeric character(s) such as as \*, -, or #

Password \*

▼ More details

Email address \*

Email (again) \*

First name \*

Surname \*

City/town

Country

Select a country ▼

▼ Other fields

School/Organisation \*

Role \*

Choose... ▼

Other Role

Location \*

Choose... ▼

Postcode \*

How did you hear about the training? \*

Choose... ▼

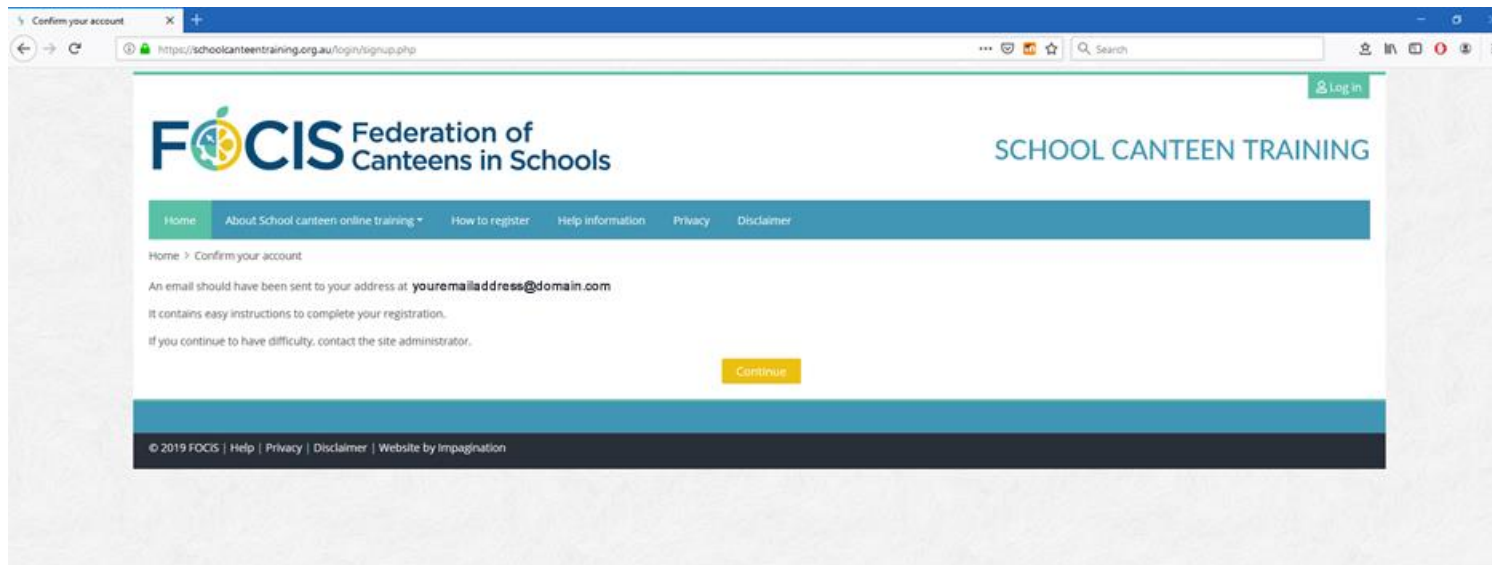
Other way you heard about the training

Create my new account

Cancel

There are required fields in this form marked \* .

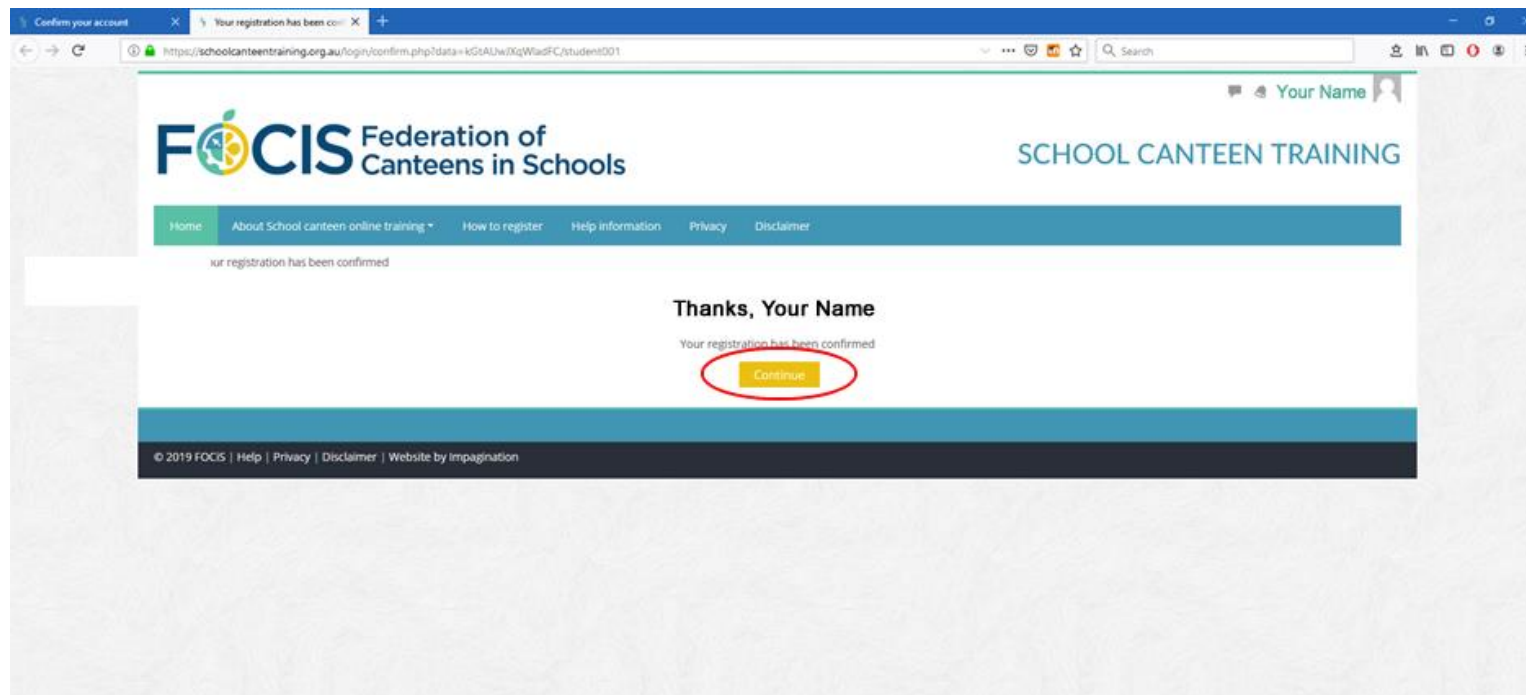
Once you have entered your details click on the “Create my new account” button.



You will see a page with a message advising that an email has been sent to your nominated email address with a link to confirm your account.

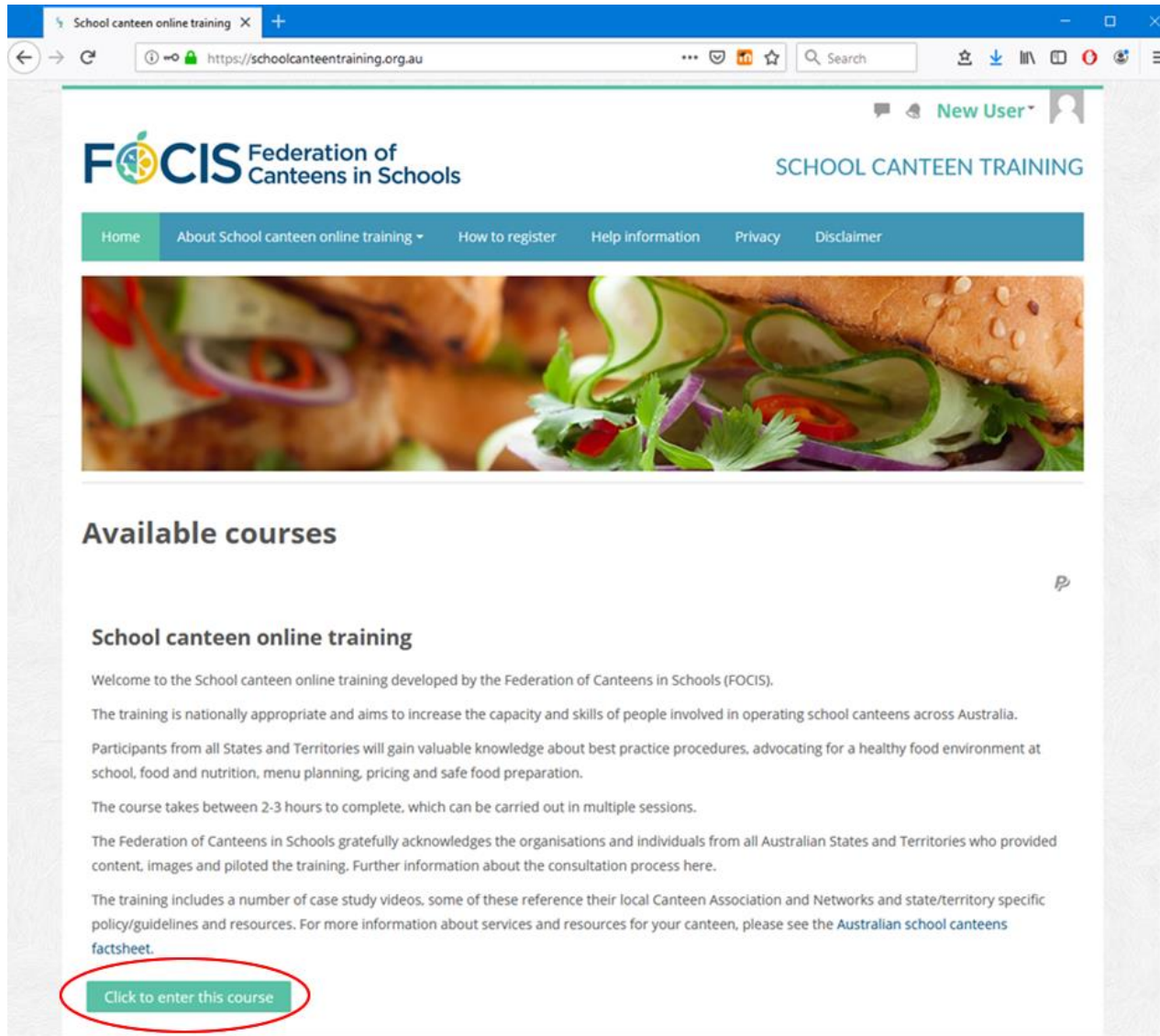


After confirming your account click on the “Continue” button to log in.



## Course Payment

After completing your registration, click on the “Click to enter this course” button.



The screenshot shows a web browser window with the URL <https://schoolcanteentraining.org.au>. The page features the FOCIS logo (Federation of Canteens in Schools) and the title "SCHOOL CANTEEN TRAINING". A navigation bar includes links for Home, About School canteen online training, How to register, Help information, Privacy, and Disclaimer. Below the navigation bar is a large image of a sandwich. The main content area is titled "Available courses" and contains the following text:

**School canteen online training**

Welcome to the School canteen online training developed by the Federation of Canteens in Schools (FOCIS).

The training is nationally appropriate and aims to increase the capacity and skills of people involved in operating school canteens across Australia.

Participants from all States and Territories will gain valuable knowledge about best practice procedures, advocating for a healthy food environment at school, food and nutrition, menu planning, pricing and safe food preparation.

The course takes between 2-3 hours to complete, which can be carried out in multiple sessions.

The Federation of Canteens in Schools gratefully acknowledges the organisations and individuals from all Australian States and Territories who provided content, images and piloted the training. Further information about the consultation process [here](#).

The training includes a number of case study videos, some of these reference their local Canteen Association and Networks and state/territory specific policy/guidelines and resources. For more information about services and resources for your canteen, please see the [Australian school canteens factsheet](#).

At the bottom of the page, a green button labeled "Click to enter this course" is circled in red.



Enrolment in the course requires payment. The payment method available is through PayPal®.

Click on the “Send payment via PayPal” button to make your payment.

SchoolCanteen

https://schoolcanteentraining.org.au/enrol/index.php?id=2

Canteens in Schools

Home About School canteen online training How to register Help information Privacy Disclaimer

Home > Courses > Management > SchoolCanteen > Enrol me in this course > Enrolment options

## Enrolment options

### School canteen online training

Welcome to the School canteen online training developed by the Federation of Canteens in Schools (FOCIS).

The training is nationally appropriate and aims to increase the capacity and skills of people involved in operating school canteens across Australia.

Participants from all States and Territories will gain valuable knowledge about best practice procedures, advocating for a healthy food environment at school, food and nutrition, menu planning, pricing and safe food preparation.

The course takes between 2-3 hours to complete, which can be carried out in multiple sessions.

The Federation of Canteens in Schools gratefully acknowledges the organisations and individuals from all Australian States and Territories who provided content, images and piloted the training. Further information about the consultation process here.

The training includes a number of case study videos, some of these reference their local Canteen Association and Networks and state/territory specific policy/guidelines and resources. For more information about services and resources for your canteen, please see the [Australian school canteens factsheet](#).

This course requires a payment for entry. Note: GST is included.

Paypal

Cost: AUD 11.00

PayPal

Use the button below to pay and be enrolled within minutes!

Send payment via PayPal

Navigation

- Home
- Dashboard
- Site pages
- Courses
  - Management
    - SchoolCanteen

Administration

- Course administration
  - Enrol me in this course

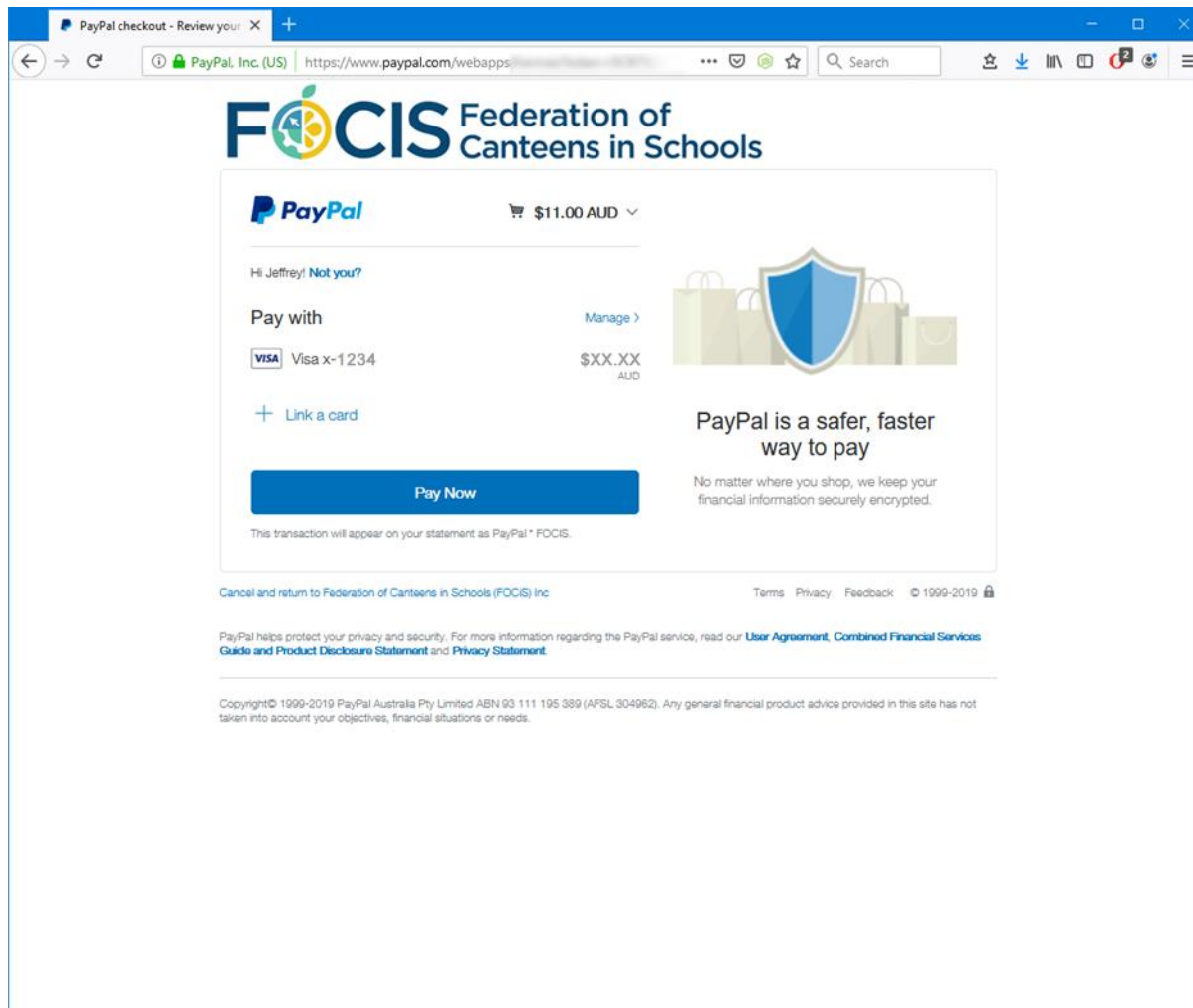


You can pay with your PayPal® account if you have one or by using a credit card.

To pay using a credit card click on the “Pay with card” button.

The screenshot shows a web browser window with the URL <https://www.paypal.com/webapps/hermes?token=4WN508>. The page displays the PayPal logo and a shopping cart icon with the amount \$11.00 AUD. The main heading is "Pay with PayPal". Below this, there are two yellow input fields: "your PayPal username/email" and a password field represented by dots. To the right of these fields are two red arrows pointing left. Below the password field is a checkbox labeled "Stay logged in for faster checkout" with a help icon and the text "Not recommended on shared devices." Below this is a blue "Log In" button, with a red arrow pointing to it from the right. Below the "Log In" button is the text "Having trouble logging in?" and "or". Below this is a grey "Pay with a Card" button, with a red arrow pointing to it from the right. To the right of the "Pay with a Card" button is the text "OR". At the bottom of the form, there is a link that says "Cancel and return to Federation of Canteens in Schools (FOOS) Inc". The footer of the page contains "Privacy Legal" on the left and "Copyright © 1999-2019 PayPal. All rights reserved." on the right.

If paying by your PayPal account proceed with payment as per PayPal normal checkout.



If paying by credit card via PayPal please complete the details as listed in the payment form.

PayPal checkout

PayPal, Inc. (US) https://www.paypal.com/webapps/xoonboarding?logoutFrom=...

**FOCIS** Federation of Canteens in Schools

**PayPal** \$11.00 AUD

**PayPal Guest Checkout**

We keep your financial information securely encrypted.

Country/Region  
Australia

Card number

Expires CV

First name Last name

**Billing address**

Address line 1

Address line 2

Suburb

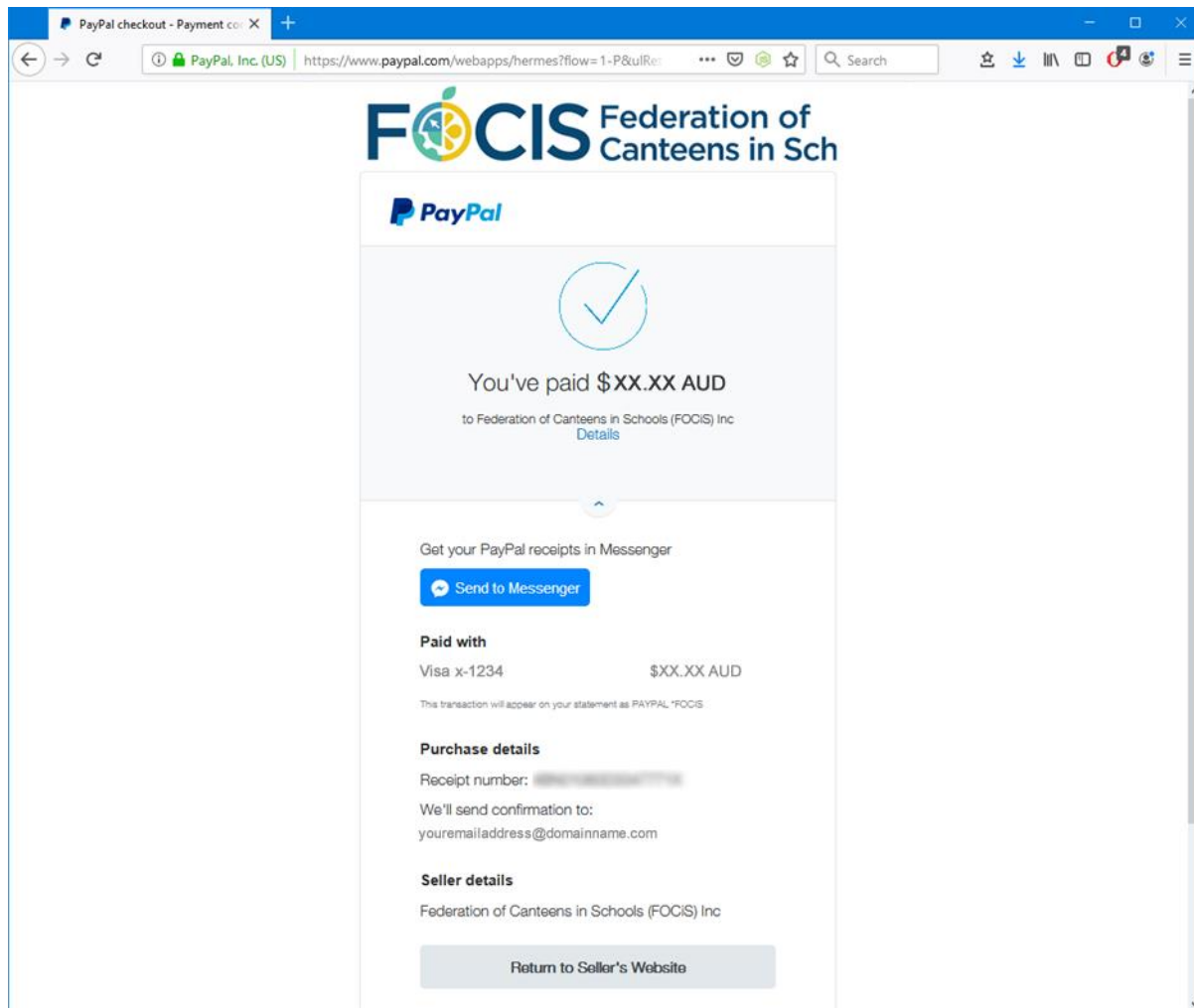
State/Territory

Postcode


**Shipping**

PayPal is a safer, faster way to pay

No matter where you shop, we keep your financial information securely encrypted.



You will receive an email receipt for your payment.



8 Jun 2019 16:14:40 AEST  
Transaction ID: 86N114601146777128

Dear Your Name,

You sent a payment of \$11.00 AUD to Federation of Canteens in Schools (FOCiS) Inc  
([admin@focis.com.au](mailto:admin@focis.com.au))

It may take a few moments for this transaction to appear in the Recent Activity list in your Account Overview.

<b>Merchant</b>	<b>Instructions to merchant</b>
Federation of Canteens in Schools (FOCiS) Inc <a href="mailto:admin@focis.com.au">admin@focis.com.au</a>	You haven't entered any instructions.

Description	Unit price	Qty	Amount
School canteen online training Item Number SchoolCanteen User: Your Name	\$XX.XX AUD	1	\$XX.XX AUD
	<b>Subtotal</b>		\$XX.XX AUD
	<b>Tax</b>		\$XX.XX AUD
	<b>Total</b>		\$XX.XX AUD

After payment you will be redirected to the course page to begin the course.

The screenshot shows a web browser window with the URL <https://schoolcanteentraining.org.au/course/view.php?id=2>. The page header features the **FOCIS Federation of Canteens in Schools** logo and the title **SCHOOL CANTEEN TRAINING**. A navigation bar includes links for Home, About School canteen online training, How to register, Help information, Privacy, and Disclaimer. Below the header, a breadcrumb trail reads: Home > My courses > SchoolCanteen.

A blue notification banner at the top of the content area states: "Thank you for your payment! You are now enrolled in your course:". Below this, a white modal box titled "Welcome to the course" is displayed. The modal contains the following text:

**Welcome to the course**

This tour will guide you through how to undertake the course and complete the modules and activities successfully.

It is important to read the information here before you start and have the necessary items on hand to help you complete the course successfully.

At the bottom of the modal are three buttons: "Previous" (disabled), "Next" (active), and "End tour" (disabled).

Below the modal, the main content area shows a section titled "Module 1" with a sub-header "Module 1: Setting up a school canteen". To the left of this text is a small image showing a teacher and students in a kitchen setting. To the right of the main content, a "Navigation" sidebar is visible, listing the following items:

- Home
- Dashboard
- Site pages
- My courses
  - SchoolCanteen
    - Participants
    - Grades
    - Module 1
    - Module 2
    - Module 3
    - Module 4
    - Module 5
    - Module 6
    - Module 7
    - Module 8